

Types of Car Safety Seats at a Glance 2011

Age Group	Type of Seat	General Guidelines
Infants/Toddlers	Infant seats and rear-facing convertible seats	All infants and toddlers should ride in a Rear-Facing Car Safety Seat until they are 2 years of age or until they reach the highest weight or height allowed by their car safety seat's manufacturer.
Toddlers/Preschoolers	Convertible seats and forward-facing seats with harnesses	All children 2 years or older, or those younger than 2 years who have outgrown the rear-facing weight or height limit for their car safety seat, should use a Forward-Facing Car Safety Seat with a harness for as long as possible, up to the highest weight or height allowed by their car safety seat's manufacturer.
School-aged children	Booster seats	All children whose weight or height is above the forward-facing limit for their car safety seat should use a Belt-Positioning Booster Seat until the vehicle seat belt fits properly, typically when they have reached 4 feet 9 inches in height and are between 8 and 12 years of age.
Older children	Seat belts	When children are old enough and large enough to use the vehicle seat belt alone, they should always use Lap and Shoulder Seat Belts for optimal protection. All children younger than 13 years should be restrained in the Rear Seats of vehicles for optimal protection.

American Academy of Pediatrics (AAP)

For More Information On Child Safety

Visit the NHTSA Web site at

www.nhtsa.dot.gov

Or call

The DOT Auto Safety Hotline toll free at

1-888-DASH-2-DOT

(1-888-327-4236)

For the most current information.

Have Questions about car seats?

Want to make an appointment to have your child passenger safety seat checked or installed?

Please call:

Madison County Health Department

859-626-4251



Be a Children's Champion



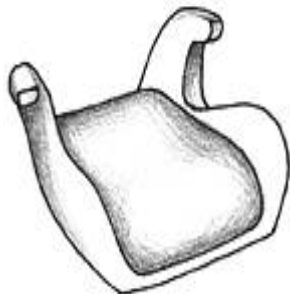
Most Kids Ages 4-8 Are Riding At Risk



Is Your Kid One Of Them

Do You Know

Traffic crashes are the leading cause of death of children of every age from 5-14 years because most kids are unbuckled or improperly restrained in vehicles.



When kids outgrow forward facing child safety seats, they need to be restrained in a belt positioning booster seat until they are big enough to fit properly in an adult seat belt.

In a crash, the adult lap belt rides up over the stomach and the shoulder belt cuts across the neck. This could cause serious or even fatal injuries.



Questions about child passenger safety seats ?
Call
Madison County Health Department
859-626-4251


NEVER put the shoulder belt under a child's arm or behind their back. This eliminates the protection for the upper part of the body, and increases the risk of severe or life-threatening injuries in a crash.



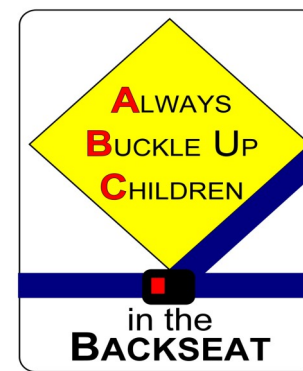
The back seat is generally the safest place for a child to ride. While air bags can save lives of adults, kids riding in the front seat can be seriously injured or killed when an air bag comes out in a crash.

EVEN WITH ADVANCED AIR BAGS OR NO AIR BAGS, THE BACK SEAT IS SAFER FOR CHILDREN 13 YEARS & UNDER .

CHILDREN WHO SHOULD USE A BOOSTER SEAT



- ◆ All children whose weight or height is above the forward-facing limit for their car safety seat should use a Belt-Positioning Booster Seat until the vehicle seat belt fits properly, typically when they have reached 4 feet 9 inches in height and are between 8 and 12 years of age.
- ◆ A child who cannot sit with his or her back straight against the vehicle seat back cushion or who cannot sit with knees bent over a vehicle's seat edge without slouching.



Did you know?
MOST CRASHES OCCUR WITHIN 5-7 MILES FROM HOME. YOU MAY BE A GOOD DRIVER BUT YOU ARE NOT THE ONLY PERSON ON THE HIGHWAY.

BOOSTER SEATS CAN PROTECT KIDS FROM SEVERE HEAD, ABDOMINAL, AND SPINAL CORD INJURIES IN A CRASH!